

getting started with:

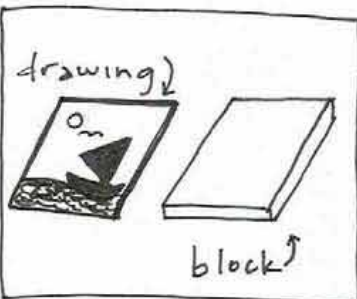
BLOCK PRINTING

(BLOCK PRINTING IS ALSO CALLED RELIEF PRINTING)

Three Thousand

years ago the Sumerians carved designs into cylinder seals to print from.

Japanese relief woodcuts and engravings became popular in the eighth century. these processes reached Europe much later. In the fifteenth century, woodblock relief printing was used to make playing cards.

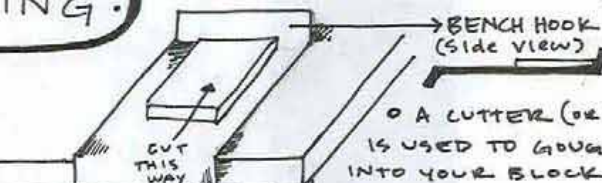


To begin:

- THINK ABOUT WHAT IMAGE YOU WOULD LIKE TO CREATE. PERHAPS YOU WANT TO WORK FROM A DRAWING OR YOU MAY JUST START CARVING INTO YOUR
- REMEMBER: THE AREAS LEFT RAISED, OR IN RELIEF, WILL HOLD INK + PRINT!
- THE IMAGE YOU CARVE WILL PRINT IN REVERSE



BE CAREFUL WHEN CARVING.



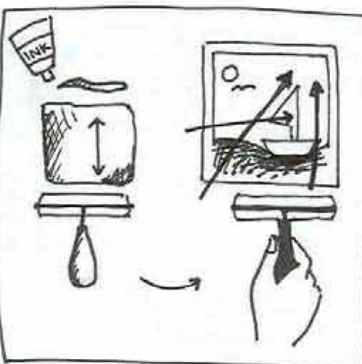
- ALWAYS CARVE AWAY FROM YOURSELF, NEVER PUT YOUR HAND IN THE PATH OF THE BLADE

- BLADES COME IN A VARIETY OF SHAPES + SIZES WHICH CREATE DIFFERENT LINES AND TEXTURES



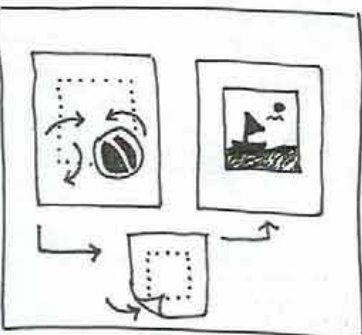
INKING:

- WATER BASED ACRYLIC INKS CAN BE CLEANED UP WITH SOAP AND WATER AND ARE HIGHLY RECOMMENDED FOR RELIEF PRINTING
- Squeeze out a line of ink onto your glass palette or inking plate (bench hook), then spread it out with your brayer lifting the brayer after each roll to make an even slab of ink to work from.
- ROLL ON THE INK IN SEVERAL DIRECTIONS FOR THE BEST COVERAGE + PRINT QUALITY



PRINTING

- THERE ARE MANY DIFFERENT TYPES OF PAPER YOU CAN USE FOR BLOCK PRINTING SUCH AS "MULBERRY" AND "MORIKI" WHICH ARE TRADITIONAL JAPANESE PAPERS.
- CAREFULLY PLACE YOUR PAPER OVER THE BLOCK AND WITH A BAREN, APPLY PRESSURE IN A CIRCULAR MOTION TO THE BACK OF THE PAPER. THEN SLOWLY LIFT THE PAPER FROM ONE CORNER




glossary

BAREN: traditionally a round disc wrapped in bamboo leaves used for hand printing

BENCH HOOK: printing tool used for leverage in carving and it can also be an inking plate

BLOCK: the surface you carve into - can be made of linoleum, wood, soft vinyl, etc...

BRAYER: soft roller used for applying ink to your block. * ALWAYS STORE THEM ON THEIR FEET TO PRESERVE THE TOOL: (see left)



- THERE ARE MANY OTHER FUN TYPES OF PRINTMAKING YOU MIGHT LIKE TO TRY - SUCH AS MONOTYPE

ONE OF THE GREAT ASPECTS OF PRINT MAKING IS THE ABILITY TO MAKE MULTIPLES! JUST INK UP YOUR BLOCK AND PRINT! INK + PRINT + INK + PRINT + INK + PRINT!

FOR MORE IDEAS + RESOURCES VISIT WET PAINT ONLINE @ WWW.WETPAINTART.COM! ARTIST'S MATERIALS AND FRAMING • 651/698-6431 1684 Grand Avenue • St. Paul, MN • 55105

Wet Paint inc.